

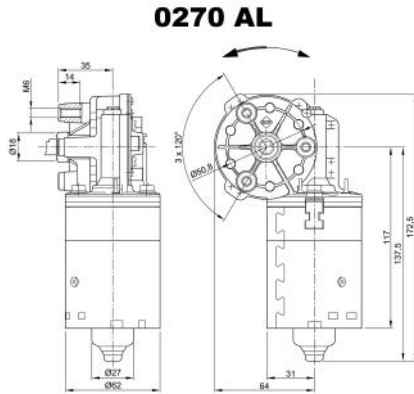
Design Data	
Commutation	Brushed
Direction of rotation	Bi-directional
Bearing type	

Performance data		
Rated voltage [V]	$U_N$	24
Nominal torque [Nm]	$M_N$	2.00
No-load speed [ $\text{min}^{-1}$ ]	$n_0$	110.0
Nominal power [W]	$P_N$	20.8
Nominal current [A]	$I_N$	3.0
Nominal force [kN]	$F_N$	0.00
Duty cycle		s1

Sensor data	
Pulses	0
Output channels	0

Other data	
Gear ratio	53/2
Gear wheel material	Plastic
Suppression components	4.7 $\mu$ H, 1nF
Enclosure class	IP30
Weight [kg]	1.200

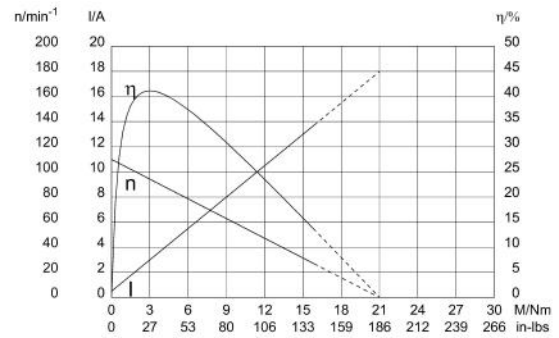
Remarks:



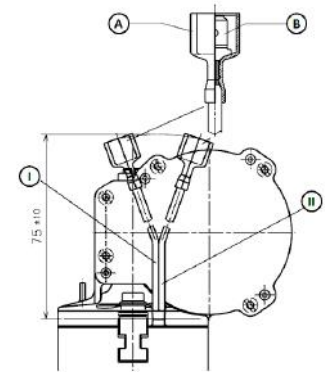
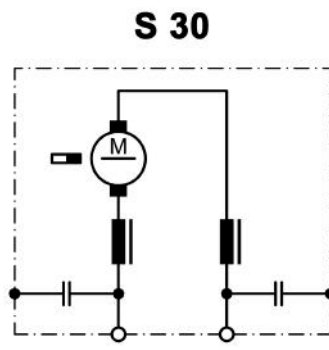
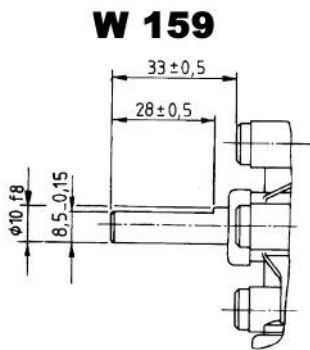
### Motor picture



### Characteristic curves



### Output shaft drawing (W), Wiring diagrams (S) and Connector layout (K)



A: housing MST AMP No. 2-521055-2  
 B: spade terminals 6.3 x 0.8 DIN 46 244  
 I: red  
 II: green