

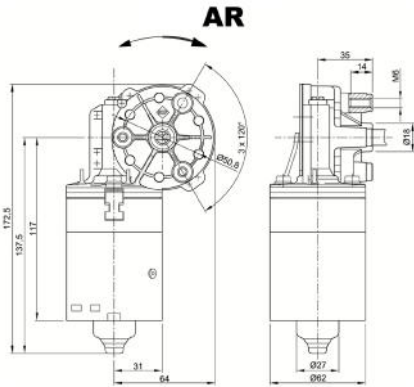
Design Data	
Commutation	Brushed
Direction of rotation	Bi-directional
Bearing type	

Performance data		
Rated voltage [V]	U_N	24
Nominal torque [Nm]	M_N	4.00
No-load speed [min^{-1}]	n_0	33.0
Nominal power [W]	P_N	11.7
Nominal current [A]	I_N	3.0
Nominal force [kN]	F_N	0.00
Duty cycle	s1	

Sensor data	
Pulses	0
Output channels	0

Other data	
Gear ratio	69/1
Gear wheel material	Plastic
Suppression components	4.7 μ H
Enclosure class	IP30
Weight [kg]	1.200

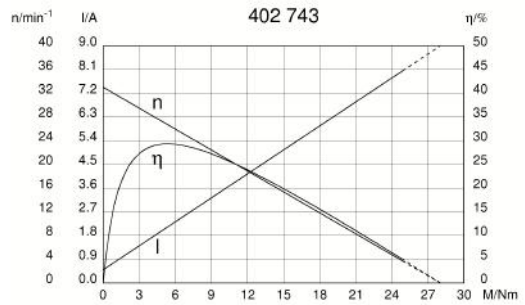
Remarks:



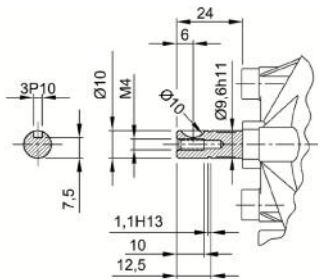
Motor picture



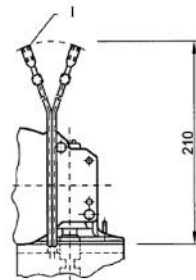
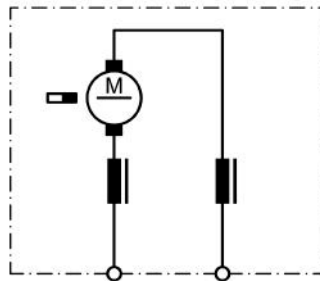
Characteristic curves



Output shaft drawing (W), Wiring diagrams (S) and Connector layout (K)



S 27



I: Spade connector 2.8 x 0.8 DIN 46 247